

The Gender Equality Index 2017 examines the progress and challenges in achieving gender equality across the European Union from 2005 to 2015. Using a scale from 1 (full inequality) to 100 (full equality), it measures the differences between women and men in key domains of the EU policy framework (work, money, knowledge, time, power and health). The Index also measures violence against women and intersecting inequalities. These are satellite domains and are part of the framework of the Gender Equality Index, but do not have an impact on the overall score. Intersecting inequalities show how gender intersects with age, education, family composition, country of birth and disability. The Gender Equality Index provides results for each domain and sub-domain for the EU and its 28 Member States ⁽¹⁾.

Progress in gender equality in Portugal, 2005-2015

In the Gender Equality Index 2017, Portugal reached a score of **56.0 out of 100**. This represents an increase of 6.1 points. Despite being 10 points lower than the EU average, Portugal shows more pronounced progress than the EU as a whole. From 2005-2015, all domain scores increased with the exception of the domains of time and health, which saw no improvement.

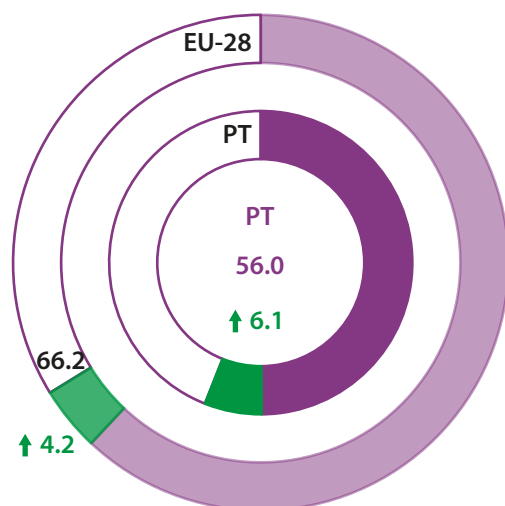
The domain of **power** shows significant improvements due to progress in women's representation in decision-making in the political sector. Women's access to decision-making in the economic realm also improved but remains very low. Despite such gains, the unequal access of women to decision-making, when compared to men, particularly in the economic realm, remains one of the greatest challenges.

The domain of **knowledge** highlights solid progress in educational attainment and participation for both women and men, but also a strong segregation of study fields along traditional gender lines. Inequalities also persist in the division of **time** dedicated to social and care or domestic activities between women and men.

The situation in the domain of **work** has slightly improved, due to progress in participation, segregation and quality of work.

Regarding gender equality in the domain of **money**, some progress is visible, in terms of financial resources and the economic situation.

The gender equality score in the domain of **health** is high, showing a good gender balance in relation to access to services and overall health status. However, large differences in the health-related behaviours of women and men highlight gender-specific risks.



↑↓ Change in score from 2005 to 2015

⁽¹⁾ The Gender Equality Index 2017 is based on the data of Eurostat (Education statistics, EU Labour Force Survey, European Health Interview Survey, EU Statistics on Income and Living Conditions, Structure of Earnings Survey), of Eurofound (European Quality of Life Survey, European Working Conditions Survey), of EIGE's Gender Statistics Database (Women and Men in Decision-Making) and of the Fundamental Rights Agency's Violence Against Women survey. The year of reference is 2015 (2014 for data on intersecting inequalities). The age of the reference population for the indicators is either 15+, 16+ or 18+, depending on the source.

Work

The domain of work score has slightly increased due to some progress in both sub-domains: participation and segregation and quality of work.

The employment rates (20-64) for women and men (66 % and 73 %, respectively) have not yet reached Portugal's Europe 2020 strategy (EU2020) target, which is to have 75 % of the adult population in employment.


For both women and men, the employment rate decreases when the number of hours worked is taken into account. The full-time equivalent (FTE) employment rate of women is 44 %, compared to 53 % for men.

The gender gap in employment, measured by FTE employment rates, has narrowed slightly, while the duration of working life has increased slightly for women and remained stable for men.

Among women and men in couples with children, the FTE employment rate for women is 72 %, compared to 80 % for men. Among highly educated women and men, the gender gap is smaller compared to the gender gap among women and men with middle and low levels of education.

14 % of women work part-time, compared to 11 % of men. On average, women work 38 hours per week, compared to 41 hours per week for men. 3 % of working-age women versus 0.1 % of working-age men either outside the labour market or work part-time due to care responsibilities.

The sub-domain of segregation and quality of work has improved. The gender-segregated labour market remains a reality for both women and men. Approximately three times more women than men work in education, human health and social work activities (EHW) (28 % of women, compared to 7 % of men). Three times more men (30 %) than women (9 %) work in science, technology, engineering and mathematics (STEM) occupations.



Money

The situation of gender equality in the domain of money shows some progress, with gains in financial resources, and some signs of improvements in the economic situation sub-domain.

Mean monthly earnings of women and men have increased, but women continue to earn less (roughly 16 % less than men every month). The gap is bigger among highly educated people, lone parents and women and men in couples with children, always to the detriment of women.

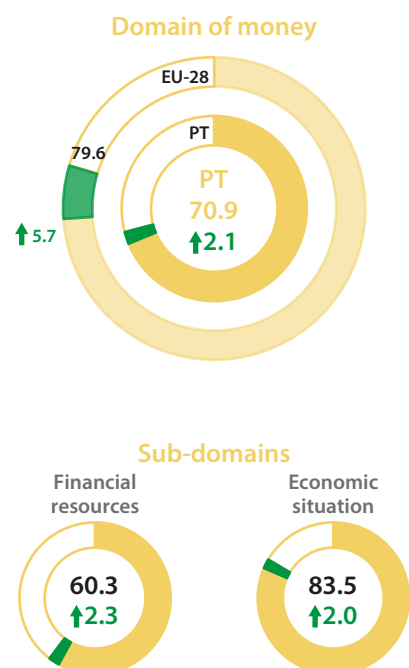
The population of women and men at risk of poverty has remained the same, and they are at a similar risk of poverty (about 19 % and 18 %, respectively).

Women and men living in Portugal born outside the EU are considerably more at risk of poverty, with 38 % of women and 40 % of men in these groups at risk of poverty.

Other groups at high risk of poverty are lone mothers (35 %) and young women and men (25 % of women and 28 % of men aged 15-24).

Inequalities between the richest and the poorest decreased slightly, especially among women.

The gender pay gap is 18 % to the detriment of women, two percentage points (p.p.) above the EU-28 average. In 2012, women had lower pensions than men and the gender gap was 31 % (38 % in the EU-28).



Knowledge

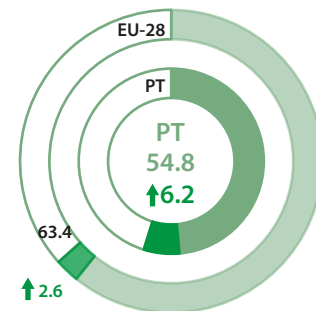
The score in the domain of knowledge has improved by 6.2 points. This is the result of significant progress made in the sub-domain of attainment and participation in education.

The percentage of women with tertiary education has increased from 11 % to 20 %. The number of tertiary education graduates increased similarly among men (from 8 % to 14 %). A large gender gap thus remains: there are still more women than men holding a tertiary education degree. Only 6 % of men and 8 % of women with disabilities hold a tertiary degree.

Adult participation in lifelong learning and training — both formal and non-formal — has increased for both genders but particularly for men. 15 % of women and 16 % of men are enrolled in such activities.

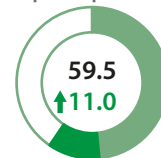
Segregation of study fields remains a significant challenge, with 41 % of women students (compared to only 19 % of men students) concentrated in education, health and welfare, and humanities and arts — fields that are traditionally seen as ‘feminine’. There has been limited progress in this sub-domain.

Domain of knowledge

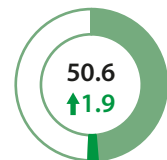


Sub-domains

Attainment and participation



Segregation



Time

The domain of time remained stable, with the greatest challenge remaining in the division of time allocated to domestic, care and leisure activities between women and men. This score for Portugal is one of the lowest in the EU-28 (18 points below the EU-28 average).

Modest progress has been made in closing the gender gap when it comes to women and men caring for children or grandchildren. 37 % of women and 28 % of men dedicated 1 hour or more a day to caring activities.

87 % of women in a couple with children take care of their family for 1 hour or more daily, compared to 79 % of men. The gender gap is notable for those aged 25-49 (69 % of women, compared to 43 % of men).

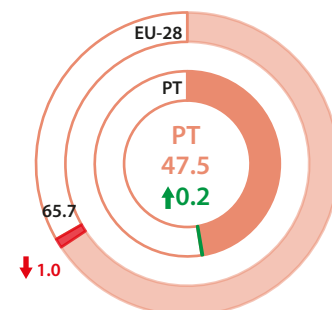
78 % of women do cooking and housework every day for at least 1 hour, compared to only 19 % of men.

This uneven distribution of household responsibilities is the highest within the 50-64 age group, with 90 % of women and 20 % of men cooking or doing housework every day. Younger generations are displaying similar patterns of unequal sharing of housework (83 % of women aged 25-49 cook every day, compared to 21 % of men).

Inequality in time-sharing at home also extends to other social activities. Men are more likely than women to participate in sporting, cultural, and leisure activities outside the home (20 % of men, compared to 10 % of women).

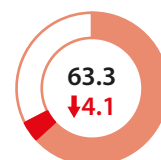
Portugal has met both of the ‘Barcelona targets’, which are to have at least 33 % of children below the age of three in childcare and 90 % of children between the age of three and school age in childcare. In Portugal, the enrolment rates are 47 % and 90 %, respectively.

Domain of time

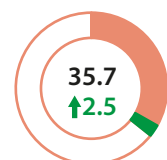


Sub-domains

Care activities



Social activities



Power

In the domain of power, the score has increased significantly, although it remains the domain with the lowest score in Portugal. This increase was driven by gains in the sub-domains of political and economic power. The sub-domain of social power shows a slight drop in score.

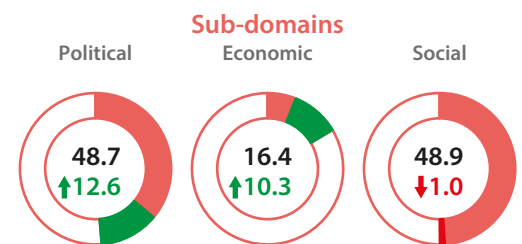

In terms of women's political representation, progress has been observed at the ministerial, parliamentary and regional levels.

The share of women in ministerial positions increased from 14 % to 23 %, and the share of women Members of Parliament rose from 23 % to 33 %.

Despite progress seen in the representation of women on the corporate boards of the largest companies, men still represent 88 % of decision-makers in this sector.

In the finance sector, women's representation is also progressing slowly. Women represent 6 % of members of the central bank, an improvement from having no women members in the central bank in 2005.

A third of board members of research funding organisations, a third of board members of publicly owned broadcasting organisations and only 13 % of members of the highest decision-making bodies of national Olympic sport organisations are women.



Health

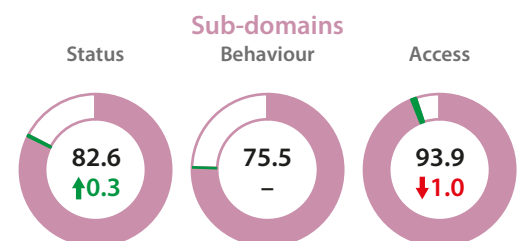
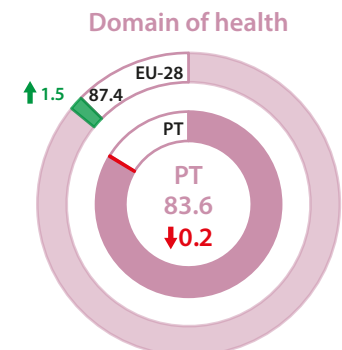
Regarding health status, access to services and behaviour, women and men in Portugal (and more broadly in the EU-28) are doing relatively well, with limited gender inequalities.

The health score is still a strong score, with gender gaps in access to services narrowing, although there has been a slight setback in the score and rank for this domain. The decrease in the score is driven by a decrease in the sub-domain of access. Unmet needs for dental examination have increased for women and men.

Life expectancy has increased for both women and men. Women on average live 6 years longer than men. However, the number of years women can expect to live in good health has decreased from 57 to 55 years, while this number has remained at 58 years for men.

42 % of women and 52 % of men in Portugal rate their health as 'good' or 'very good'. When taking level of education into consideration, perception of good health drops as level of education does, with only 27 % of women and 40 % of men with low levels of education declaring they are in good health.

In Portugal, 37 % of men engage in smoking and/or harmful drinking practices, compared to 15 % of women. Men are also more likely than women to engage in health-promoting behaviour, such as exercising and eating fruit and vegetables (35 % compared to 30 %).

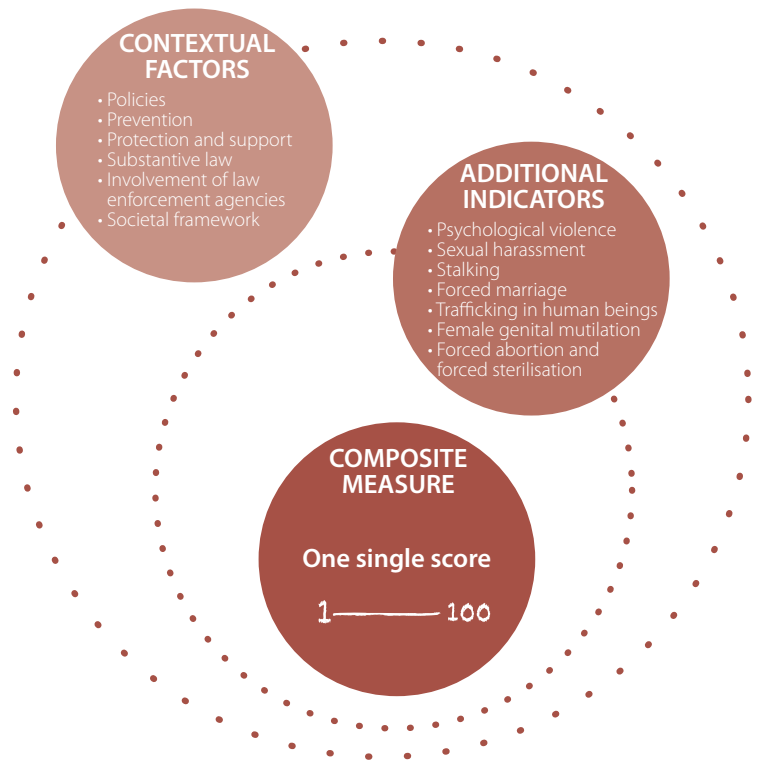


Violence

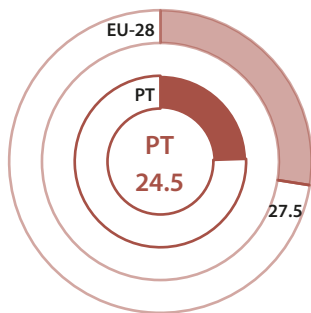
Violence against women is included in the Gender Equality Index as a satellite domain. This means that the scores of the domain of violence do not have an impact on the final score of the Gender Equality Index. From a statistical perspective, the domain of violence does not measure gaps between women and men as core domains do. Rather, it measures and analyses women's experiences of violence. Unlike other domains, the overall objective is not to reduce the gaps of violence between women and men, but to eradicate violence completely.

A high score in the Gender Equality Index means a country is close to achieving a gender-equal society. However, in the domain of violence, the higher the score, the more serious the phenomenon of violence against women in the country is. On a scale of 1 to 100, 1 represents a situation where violence is non-existent and 100 represents a situation where violence against women is extremely common, highly severe and not disclosed. The best-performing country is therefore the one with the lowest score.

Measurement framework of the domain of violence



Domain of violence



Portugal's score for the composite measure of violence is 24.5, which is slightly lower than the EU average.

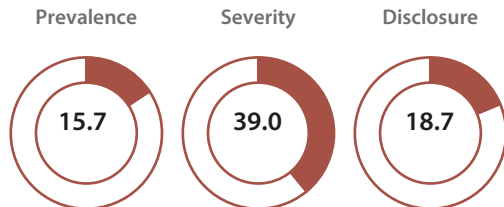
In Portugal, 24 % of women have experienced physical and/or sexual violence at least once since the age of 15. 66 % of them have experienced health consequences as a result of being subjected to at least one episode of physical and/or sexual violence since the age of 15.

18 % of women who have experienced physical and/or sexual violence by any perpetrator in the past 12 months have not told anyone. This rate is higher than that estimated at European Union level (13 %)

At the societal level, violence against women costs Portugal an estimated EUR 4.7 billion per year through lost economic output, service utilisation and personal costs ⁽²⁾.

The domain of violence is made up of three sub-domains: **prevalence**, which measures how often violence against women occurs; **severity**, which measures the health consequences of violence; and **disclosure**, which measures the reporting of violence.

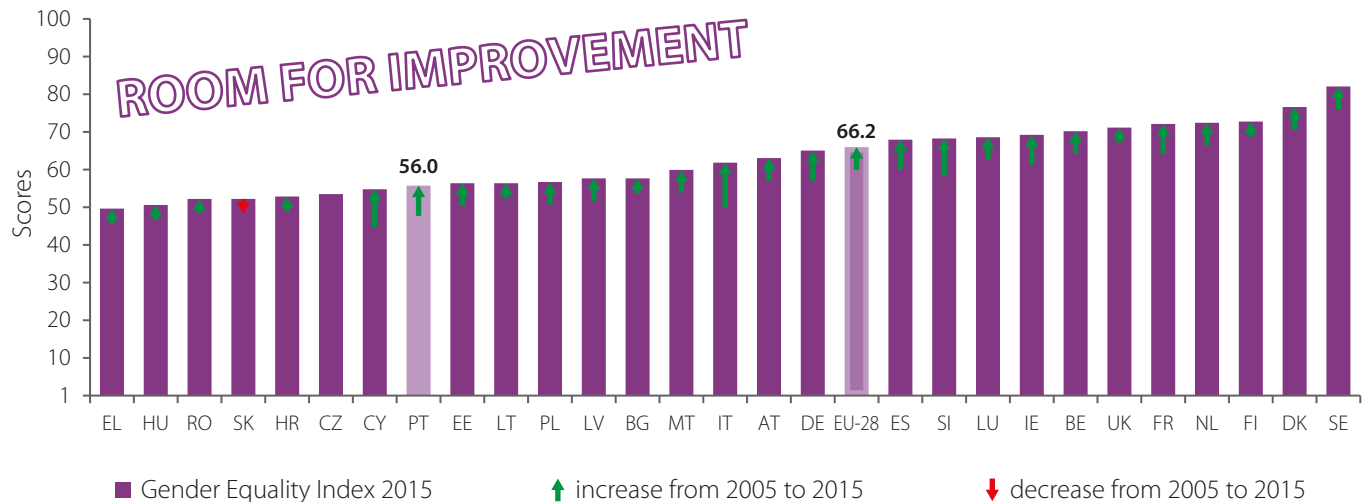
Sub-domains



⁽²⁾ This is an exercise done at EU level to estimate the costs of the three major dimensions: services, lost economic output and pain and suffering of the victims. The estimates were extrapolated to the EU from a United Kingdom case study, based on population size. EIGE, *Estimating the costs of gender-based violence in the European Union*, Publications Office of the European Union, Luxembourg, 2014, p. 142 (available at: <http://eige.europa.eu/sites/default/files/documents/MH0414745EN2.pdf>).

Unique features and benefits of the Gender Equality Index 2017

Results show that Portugal is a little over halfway towards gender equality, leaving considerable room for improvement, especially in the domain of time. In order to reach full gender equality, a more targeted and holistic approach to gender equality is needed.



The Gender Equality Index:

- monitors progress in gender equality across the EU and over time;
- supports decision-makers in assessing how far Member States are from reaching gender equality;
- shows the different outcomes of EU and national policies for women and men;
- allows for meaningful gender analysis and comparison between different policy areas;
- supports the development and implementation of gender equality policies and legislation;
- increases awareness among decision-makers and the public of progress and challenges in implementing gender equality policies;
- highlights data gaps and calls for harmonised and comparable data that are sex disaggregated and available for all Member States.

Read more about the Gender Equality Index 2017

- Main report (2017)
- Main findings (2017)
- A snail's pace towards gender equality: factsheet (2017)
- Methodological report (2017)
- Measurement framework of violence against women (2017)
- Intersecting inequalities (forthcoming)

Explore the Gender Equality Index and the full data for Portugal at <http://eige.europa.eu/gender-equality-index>

European Institute for Gender Equality

The European Institute for Gender Equality (EIGE) is the EU knowledge centre on gender equality. EIGE supports policymakers and all relevant institutions in their efforts to make equality between women and men a reality for all Europeans by providing them with specific expertise and comparable and reliable data on gender equality in Europe.

© European Institute for Gender Equality, 2018
Reproduction is authorised provided the source is acknowledged.



European Institute for Gender Equality
Gedimino pr. 16
LT-01103 Vilnius
LITHUANIA

Contact details

<http://eige.europa.eu/>

facebook.com/eige.europa.eu

twitter.com/eurogender

youtube.com/user/eurogender

eige.sec@eige.europa.eu

+370 52157444

Paper: MH-02-18-187-EN-C 978-92-9470-519-8 10.2839/649191
PDF: MH-02-18-187-EN-N 978-92-9470-522-8 10.2839/955604